

## Network to Work Meeting

### Resource Materials – April 2018

# Labor Market Information (LMI) - Maine

Each state produces employment and economic statistics in cooperation with the US Dept. of Labor’s Bureau of Labor Statistics (BLS). Labor Market Information (LMI) includes employment statistics, unemployment rates, wage and salaries, and job prospects. It includes occupational trends such as projected industry growth and information about growing occupations and those with the most job openings.

**Source:** various online resources

### **What is Labor Market Information (LMI)?**

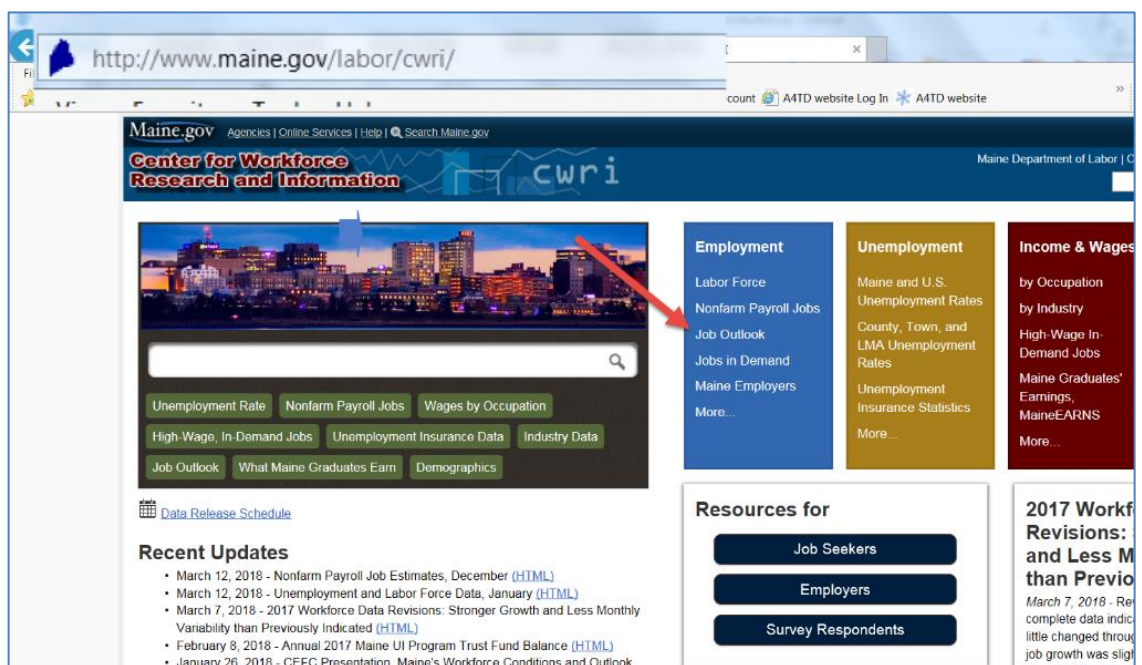
Information about people, work and the job market, including:

- ✓ Geographic area – where do people work
- ✓ Industry and Business – Who people work for
- ✓ Occupation – What people do
- ✓ Wages – How much people earn

**Maine’s Labor Market Information:** <https://www.maine.gov/labor/cwri>

Explore this website to capture employment trends that can help you in your job search.

Here you can find valuable data to guide your efforts, including wage information, employment trends, skills required, training information, and much more.



## Job Outlook:

In the **Job Outlook** section you can see the 10-year (2014 – 2024) employment projections for many occupations.

**Job Outlook to 2024**

- Maine Workforce Outlook 2014-2024 (PDF)

**Data Files:**

- View entire Tableau data set as spreadsheets
- Job Outlook for STEM and Non-STEM Occupations, 2014 to 2024 (Excel)

How to export charts and tables

**2014-2024 Employment Projections**

Lookups: Occupation, Growth, Declining Occupations, Industry, Growing/Declining Industries, Occupation by Industry, High-Wage In-Demand Jobs, Definitions

1a. Select an Occupational Group  
Total, All Occupational Groups

1b. Select a Detailed Occupation  
(All)

2. Education/Training Required  
(Not available for Total, All Occupational Groups)

**Employment and Job Openings in Maine in 2014 and Projected 2024**

Job Title	2014 Employment	2024 Employment	Net Growth	Percent Change	Annual Growth Openings	Annual Replacement Openings	Annual Total Openings	2015 Average Wage	2015 Median Wage
Total, All Occupations	661,444	666,763	5,319	0.8%	2,027	15,549	17,576	\$20.80	\$16.69
Management Occupations	41,509	41,799	290	0.7%	80	934	1,014	\$43.36	\$37.60
Business and Financial Operations Occupations	23,479	24,276	797	3.4%	100	503	603	\$29.40	\$27.48
Computer and Mathematical Occupations	10,881	11,839	958	8.8%	105	159	264	\$33.90	\$31.73
Architecture and Engineering Occupations	9,746	9,468	-278	-2.9%	18	231	249	\$34.76	\$33.56
Life, Physical, and Social Science Occupations	4,578	4,792	214	4.7%	23	134	157	\$28.73	\$25.81
Community and Social Service Occupations	14,954	15,486	532	3.6%	59	323	382	\$21.08	\$19.40
Legal Occupations	4,951	5,066	115	2.3%	13	83	96	\$36.91	\$28.73
Education, Training, and Library Occupations	40,215	38,509	-1,706	-4.2%	42	891	933	\$22.87	\$21.06
Arts, Design, Entertainment, Sports, and Media Occupations	11,656	11,209	-447	-3.8%	12	286	298	\$18.68	\$15.58
Healthcare Practitioners and Technical Occupations	43,286	47,415	4,129	9.5%	414	938	1,352	\$38.15	\$29.58

## #1: Maine Workforce Outlook report:

This page contains link to a PDF file of the **Maine Workforce Outlook** report.

Here you will find a list of *“Industries Projected to Gain or Lose the Largest Number of Jobs in Maine between 2014 and 2024”*.



Industries Projected to Gain or Lose the Largest Number of Jobs in Maine Between 2014 and 2024			
Industries Expected to Gain Jobs		Industries Expected to Lose Jobs	
Ambulatory health care services	3,728	Paper manufacturing	-1,851
Administrative and support services	3,132	Transportation equipment manufacturing	-881
Hospitals	2,310	Wood product manufacturing	-685
Nursing and residential care facilities	1,942	Food manufacturing	-595
Food services and drinking places	1,785	Computer and electronic product manufacturing	-458
Professional, scientific and technical services	1,424	Merchant wholesalers, durable goods	-440
Social assistance	873	Plastics and rubber products manufacturing	-419
Educational services	530	Printing and related support activities	-407
Chemical manufacturing	414	Fabricated metal product manufacturing	-385
Motor vehicle and parts dealers	375	Publishing industries, except Internet	-362
Accommodation	344	Leather and allied product manufacturing	-297
Gasoline stations	220	Clothing and clothing accessories stores	-276
Management of companies and enterprises	219	Textile mills	-259
Securities, commodity contracts, investments	160	Merchant wholesalers, nondurable goods	-238
Amusements, gambling, and recreation	158	Forestry and logging	-208
Private households	142	Credit intermediation and related activities	-198
Construction of buildings	124	Telecommunications	-185
Building material and garden supply stores	112	Furniture and related product manufacturing	-183
Electronic markets and agents and brokers	102	Nonstore retailers	-174
Support activities for transportation	88	Textile product mills	-166
Membership associations and organizations	88	Utilities	-151
Real estate	87	Broadcasting, except Internet	-128
Performing arts and spectator sports	86	Apparel manufacturing	-116
Health and personal care stores	82	Insurance carriers and related activities	-103
Museums, historical sites, zoos, and parks	77	Furniture and home furnishings stores	-94

## #2: Occupational Groups and Detailed Occupations:

Also in the **Job Outlook** section, under the “Occupation” tab, the **2014-2024 Employment Projections** can be filtered based on selected occupational groups and detailed occupations within an occupational group. It will show information such as:

- projected rates of growth or decline;
- education requirements, and
- average wages.

**Job Outlook to 2024**  
 • Maine Workforce Outlook 2014-2024 (PDF)

**Data Files:**  
 • View entire Tableau data set as spreadsheets  
 • Job Outlook for STEM and Non-STEM Occupations, 2014 to 2024 (Excel)

How to export charts and tables

**2014-2024 Employment Projections**

Lookup Occupation Growing/Declining Occupations Industry Growing/Declining Industries Occupation by Industry High-Wage In-Demand Jobs Definitions

1a. Select an Occupational Group  
 Total, All Occupational Groups

2. Education/Training Required (Not available for Total, All Occupational Groups)  
 NA

1b. Select a Detailed Occupation  
 (All)

**Employment and Job Openings in Maine in 2014 and Projected 2024**  
 Occupation Group: Total, All Occupational Groups  
 Education/Training Required: All

Job Title	2014 Employment	2024 Employment	Net Growth	Percent Change	Annual Growth Openings	Annual Replacement Openings	Annual Total Openings	2015 Average Wage	2015 Median Wage
Total, All Occupations	661,444	666,763	5,319	0.8%	2,027	15,549	17,576	\$20.80	\$16.69
Management Occupations	41,509	41,799	290	0.7%	80	934	1,014	\$43.36	\$37.60
Business and Financial Operations Occupations	23,479	24,276	797	3.4%	100	503	603	\$29.40	\$27.48
Computer and Mathematical Occupations	10,881	11,839	958	8.8%	105	159	264	\$33.90	\$31.73
Architecture and Engineering Occupations	9,746	9,468	-278	-2.9%	18	231	249	\$34.76	\$33.55
Life, Physical, and Social Science Occupations	4,578	4,792	214	4.7%	23	134	157	\$28.73	\$25.81
Community and Social Service Occupations	14,954	15,486	532	3.6%	59	323	382	\$21.08	\$19.40
Legal Occupations	4,951	5,066	115	2.3%	13	83	96	\$36.91	\$28.73
Education, Training, and Library Occupations	40,215	38,509	-1,706	-4.2%	42	891	933	\$22.87	\$21.06
Arts, Design, Entertainment, Sports, and Media Occupations	11,656	11,209	-447	-3.8%	12	286	298	\$18.68	\$15.58
Healthcare Practitioners and Technical Occupations	43,286	47,415	4,129	9.5%	414	938	1,352	\$38.15	\$29.58

**2014-2024 Employment Projections**

Lookup Occupation Growing/Declining Occupations Industry

1a. Select an Occupational Group

- Total, All Occupational Groups
- Architecture and Engineering
- Arts, Design, Entertainment, Sports, and Media
- Building and Grounds Cleaning and Maintenance
- Business and Financial Operations
- Community and Social Services
- Computer and Mathematical
- Construction and Extraction
- Education, Training, and Library
- Farming, Fishing, and Forestry
- Food Preparation and Serving Related
- Healthcare Practitioners and Technical
- Healthcare Support
- Installation, Maintenance, and Repair
- Legal
- Life, Physical, and Social Science
- Management
- Office and Administrative Support
- Personal Care and Service
- Production
- Protective Service
- Sales and Related
- Transportation and Material Moving
- Healthcare Practitioners and Technical Occupations
- Healthcare Support Occupations

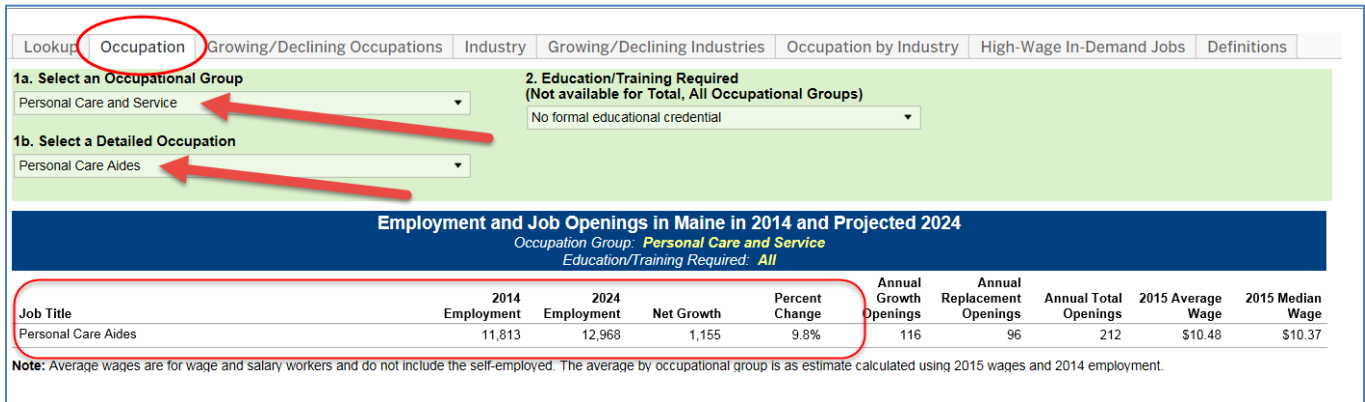
2014 Employment

Total, All Occupations	661,444
Architecture and Engineering	9,746
Arts, Design, Entertainment, Sports, and Media	11,656
Building and Grounds Cleaning and Maintenance	23,479
Business and Financial Operations	23,479
Community and Social Services	14,954
Computer and Mathematical	10,881
Construction and Extraction	10,881
Education, Training, and Library	40,215
Farming, Fishing, and Forestry	11,656
Food Preparation and Serving Related	11,656
Healthcare Practitioners and Technical	43,286
Healthcare Support	4,951
Installation, Maintenance, and Repair	23,479
Legal	4,951
Life, Physical, and Social Science	4,578
Management	41,509
Office and Administrative Support	4,578
Personal Care and Service	14,954
Production	4,951
Protective Service	4,951
Sales and Related	40,215
Transportation and Material Moving	11,656
Healthcare Practitioners and Technical Occupations	43,286
Healthcare Support Occupations	22,503

1b. Select a Detailed Occupation

- (All)
- Total, All Occupations
- Architecture and Engineering Occupations
- Arts, Design, Entertainment, Sports, and Media Occupations
- Building and Grounds Cleaning and Maintenance Occupations
- Business and Financial Operations Occupations
- Community and Social Service Occupations
- Computer and Mathematical Occupations
- Construction and Extraction Occupations
- Education, Training, and Library Occupations
- Farming, Fishing, and Forestry Occupations
- Food Preparation and Serving Related Occupations
- Healthcare Practitioners and Technical Occupations
- Healthcare Support Occupations
- Installation, Maintenance, and Repair Occupations
- Legal Occupations
- Life, Physical, and Social Science Occupations
- Management Occupations
- Office and Administrative Support Occupations
- Personal Care and Service Occupations
- Production Occupations
- Protective Service Occupations
- Sales and Related Occupations
- Transportation and Material Moving Occupations
- Food Preparation and Serving Related Occupations

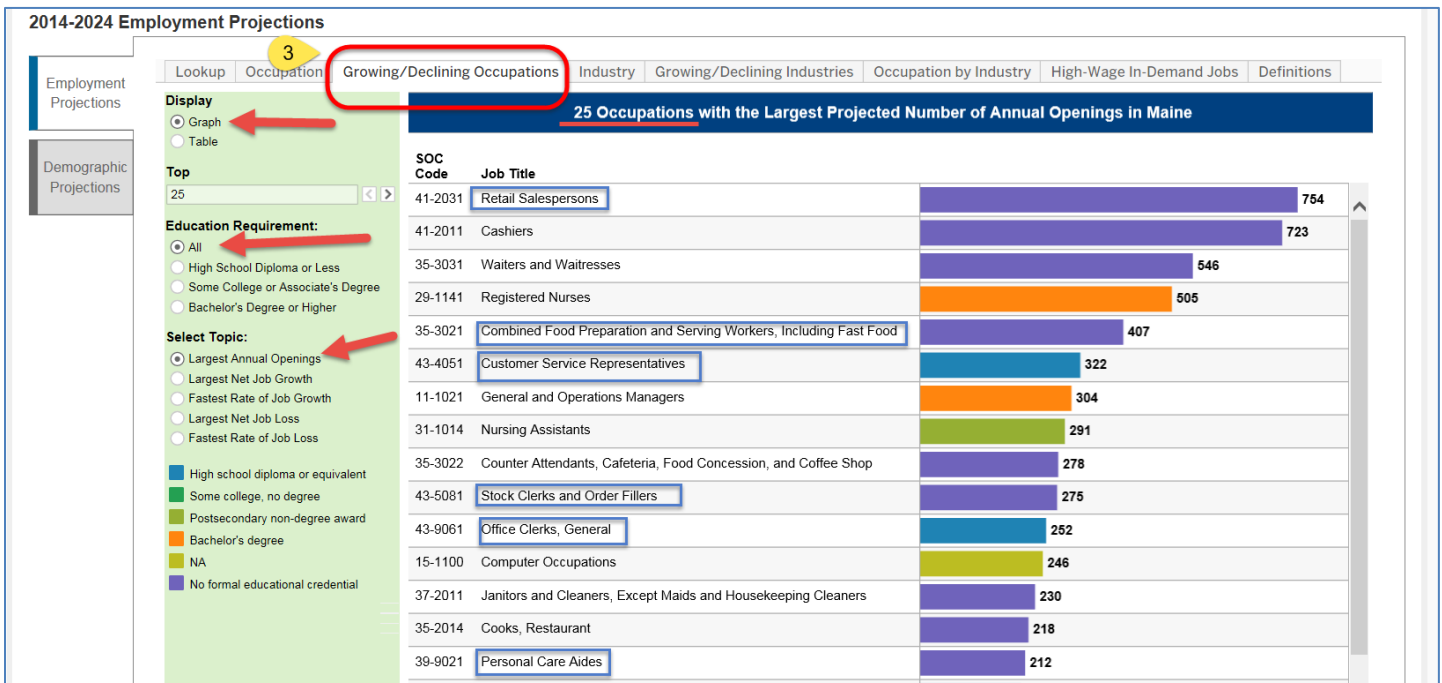
A sort can be done within the Occupational Group to obtain information about a particular occupation. For example, the one below was done in the Occupation Group called **“Personal Care and Service”** for information about the **“Personal Care Aide”** occupation.



### #3: Growing / Declining Occupations:

Within the “Growing / Declining Occupations” tab you will find a chart detailing the **“25 Occupations with the Largest Projected Number of Annual Openings in Maine”**. This list can be sorted based on educational requirements and is color coded to highlight those requirements. The image below details the *largest annual openings*.

**Note** the highlighted jobs that correspond to the training offered by A4TD.



This same information can be displayed in a table format. This view provides additional information regarding educational requirements and the number of projected annual job openings.

**2014-2024 Employment Projections**

Lookup Occupation **Growing/Declining Occupations** Industry Growing/Declining Industries Occupation by Industry High-Wage In-Demand Jobs Definitions

Display  
 Graph  
 Table

Top  
 25

**Education Requirement:**  
 All  
 High School Diploma or Less  
 Some College or Associate's Degree  
 Bachelor's Degree or Higher

**Select Topic:**  
 Largest Annual Openings  
 Largest Net Job Growth  
 Fastest Rate of Job Growth  
 Largest Net Job Loss  
 Fastest Rate of Job Loss

SOC Code	Job Title	Typical Education	2014 Employment	2024 Employment	Annual Growth Openings	Annual Replacement Openings	Annual Total Openings
41-2031	Retail Salespersons	No formal educational credential	20,315	20,816	50	704	754
41-2011	Cashiers	No formal educational credential	16,997	16,711	0	723	723
35-3031	Waiters and Waitresses	No formal educational credential	11,290	11,319	3	543	546
29-1141	Registered Nurses	Bachelor's degree	14,617	16,219	160	345	505
35-3021	Combined Food Preparation and Serving Workers, Including Fast Food	No formal educational credential	9,992	10,830	84	323	407
43-4051	Customer Service Representatives	High school diploma or equivalent	9,071	10,063	99	223	322
11-1021	General and Operations Managers	Bachelor's degree	11,362	11,518	16	288	304
31-1014	Nursing Assistants	Postsecondary non-degree award	9,179	10,024	84	207	291
35-3022	Counter Attendants, Cafeteria, Food Concession, and Coffee Shop	No formal educational credential	4,388	4,525	14	264	278
43-5081	Stock Clerks and Order Fillers	No formal educational credential	8,658	8,597	0	275	275
43-9061	Office Clerks, General	High school diploma or equivalent	11,674	11,422	0	252	252
15-1100	Computer Occupations	NA	10,439	11,303	96	150	246
37-2011	Janitors and Cleaners, Except Maids and Housekeeping Cleaners	No formal educational credential	10,977	11,098	12	218	230
35-2014	Cooks, Restaurant	No formal educational credential	5,695	6,364	67	151	218
39-9021	Personal Care Aides	No formal educational credential	11,813	12,968	116	96	212

#### #4: Occupations by Industry:

Under the "Occupation by Industry" tab, you can learn more about a specific job within an occupation group. This image shows information about "Home Health Aides" within the "Healthcare Support" Occupation Group. Specific information includes:

- A detailed description of the responsibilities of a Home Health Aide;
- The education or training required;
- The current average hourly and annual wage;
- Projected employment in 2024, including the net growth and percent increase in jobs;
- The top industries that employ Home Health Aides.

**2014-2024 Employment Projections**

Lookup Occupation Growing/Declining Occupations Industry Growing/Declining Industries **Occupation by Industry** High-Wage In-Demand Jobs Definitions

SOC Major Group  
 Healthcare Support

SOC Title  
 Home Health Aides

**31-1011 Home Health Aides**  
 Provide routine individualized healthcare such as changing bandages and dressing wounds, and applying topical medications to the el convalescents, or persons with disabilities at the patient's home or in a care facility. Monitor or report changes in health status. May a personal care such as bathing, dressing, and grooming of patient.

**Education/Training Required**  
 No formal educational credential

Display:  
 Table  
 Graph

2015 Average Hourly Wage	\$11.50
2015 Average Annual Wage	\$23,930
2014 Estimated Employment	3,290
2024 Projected Employment	3,764
Net Growth	474
Percent Change	14.4%
Annual Total Openings	121

**Top Industries Employing Home Health Aides**

NAICS Code	Industry Title	2014 Estimated Employment	2014 Percent of Occupation	2024 Percent of Occupation
623	Nursing and Residential Care Facilities	1,348	41.0%	38.9%
621	Ambulatory Health Care Services	772	23.5%	25.8%
624	Social Assistance	429	13.0%	12.6%

Once you are equipped with valuable Labor Market Information, you can use the information to target companies that have job openings that match Labor Market Information and your job goal.

## Targeting Companies

The Job Search process:

- a. Research Labor Market Information to find which occupation will have the most job openings;
- b. Identify jobs / occupations that are a good match for your skills and interests; obtain any necessary training;
- c. Consider other factors regarding what's important to you in a job, such as pay, perks, location, security, etc. (see list below);
- d. Then create a target list of companies.

How do you decide which companies to target? As we said above, Labor Market Information is an important criteria to consider. It helps you determine where the jobs are. You can then decide which jobs are a good match for your skills and interest.

Here are some other factors for you to consider as you evaluate companies to target for jobs:

### **What's important to you in a job?**

1. Full time or part time?
2. Hours / shift; day time or night time
3. Location and distance from home
4. Rate of pay
5. Benefits and perks
6. White collar / blue collar
7. Job security
8. Opportunities for advancement
9. Company culture
10. Work environment
11. The kind of supervisor
12. Interest in / enjoyment of the work